



The Network  
of Free, Hybrid, Student Run and Charitable Clinics

# Clinic Types

---

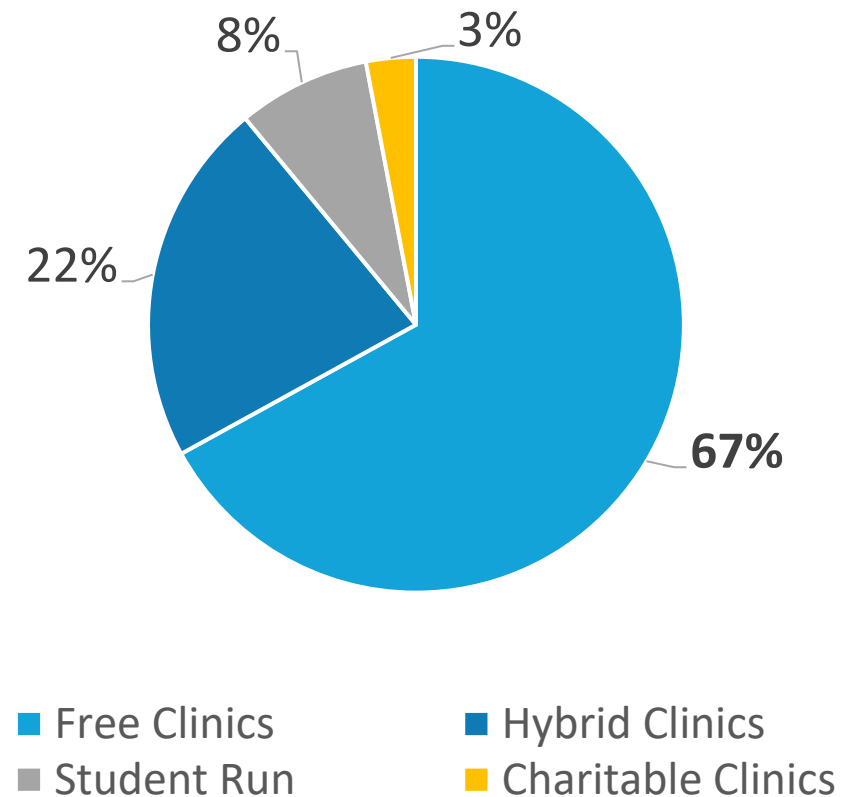
**Free Clinics:** do not charge fees or bill third-party payers (Medicaid, Medicare, etc.)

**Hybrid Clinics:** do not charge patient fees but **do** bill a third party payer (Medicaid)

**Student Run Clinics:** free or charitable clinic housed within a university or school or use mobile unit

**Charitable Clinics:** charges patient fees, often sliding fee scale. Can bill third-party payers

\*Currently 72 clinics in Michigan



# Our Clinic Commonalities

---

No one is turned away because of inability to pay

Majority of the work is done by volunteers

Funding is done by their own fundraising efforts except for an HHS appropriation of \$400,000 awarded through an individual clinic grant application process. The FCOM office is funded solely by membership dues.

ALL clinics have extensive LOCAL listings of other resources and services outside of the clinic

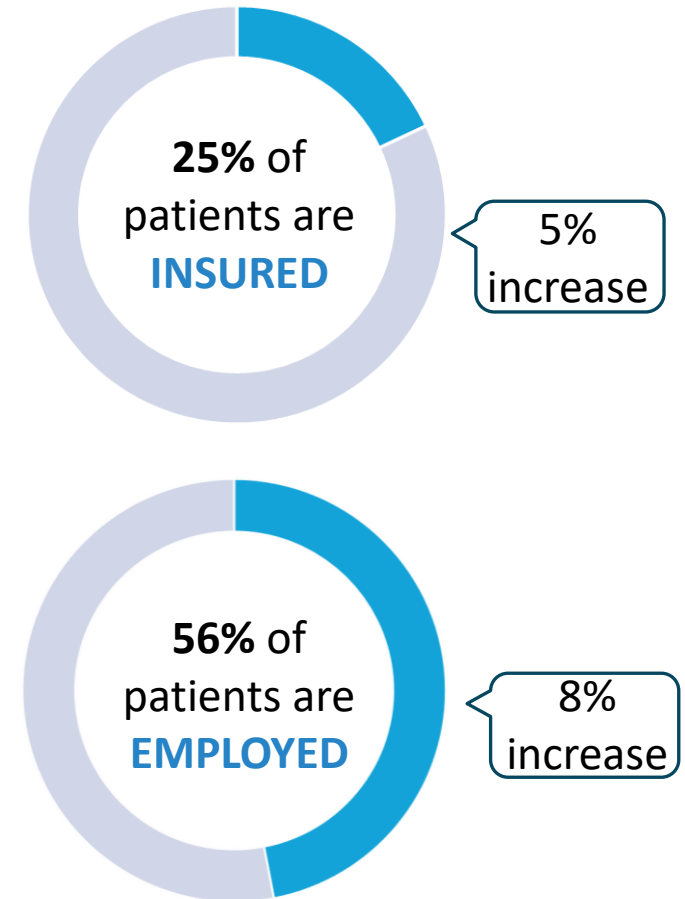
All are independent entities

# Patients Served

In 2022, Michigan Free Clinics:

- Served **38,130** individual patients 44% increase
- Provided **107,097** visits 30% increase
- Enrolled **14,605** new patients 46% increase

\*66% of clinics reported an increase in patient care from previous year



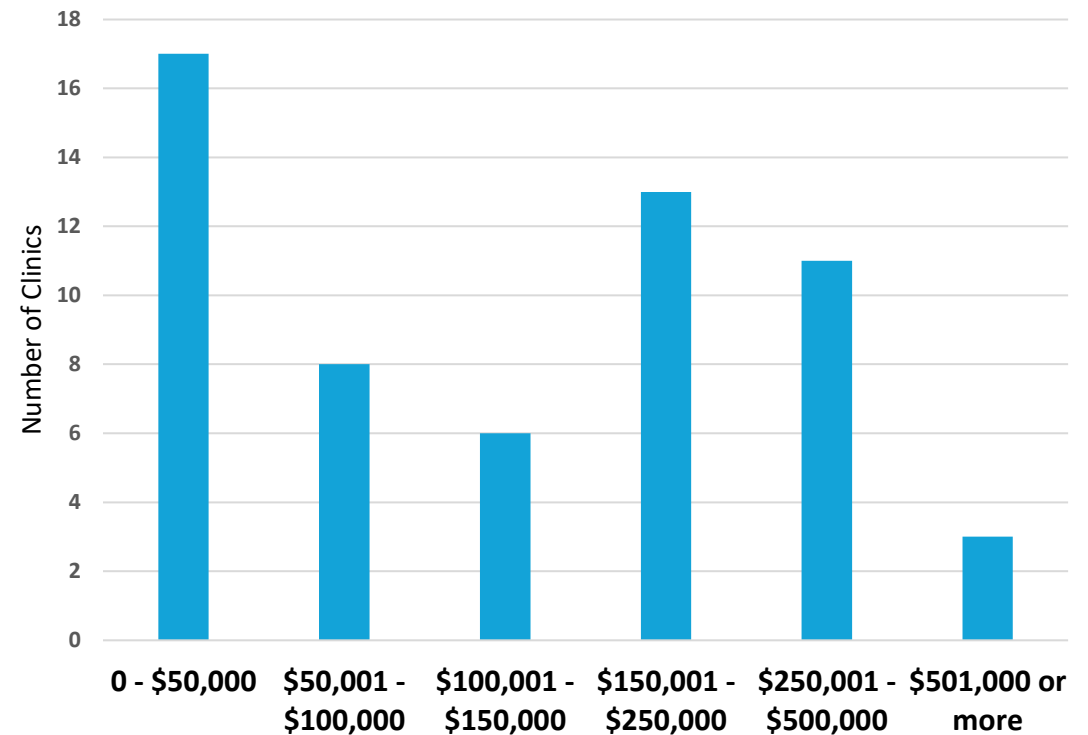
# Clinic Operating Costs

74% of clinics have  
operating budgets  
**below \$250,000**

Free Clinics have a **BIG IMPACT**  
with minimal funding!

\*43% have budget less than \$100,000  
of that 26% have budgets less than \$50,000

2022 Clinic Operating Budgets



# Staff and Volunteers

---

Free clinics rely on a network of over **5,022** volunteers

**1,860** clinical volunteers

**+ 3,379** student volunteers

On average, clinics have only **3**  
paid non-clinical staff members





Our Clinics are a Good Investment  
in the Health of Michigan