

EMS Opioid Outreach

Anthony Pantaleo
EMS Opioid Outreach Coordinator



Michigan EMS System

83 Counties	10 million Residents	800 EMS Agencies	29,000 Licensed providers
59 Medical Control Authorities (MCAs)	Wayne County 1.8m Keweenaw County 2,100	Non-Transport 522 Transport 270 Air 8	MFR EMT AEMT Paramedic

Michigan EMS System

EMS Programs

- Data
- Community Paramedic follow-up programs
- EMS QRT follow-up programs
- EMS Naloxone Leave Behind
- Outreach Education

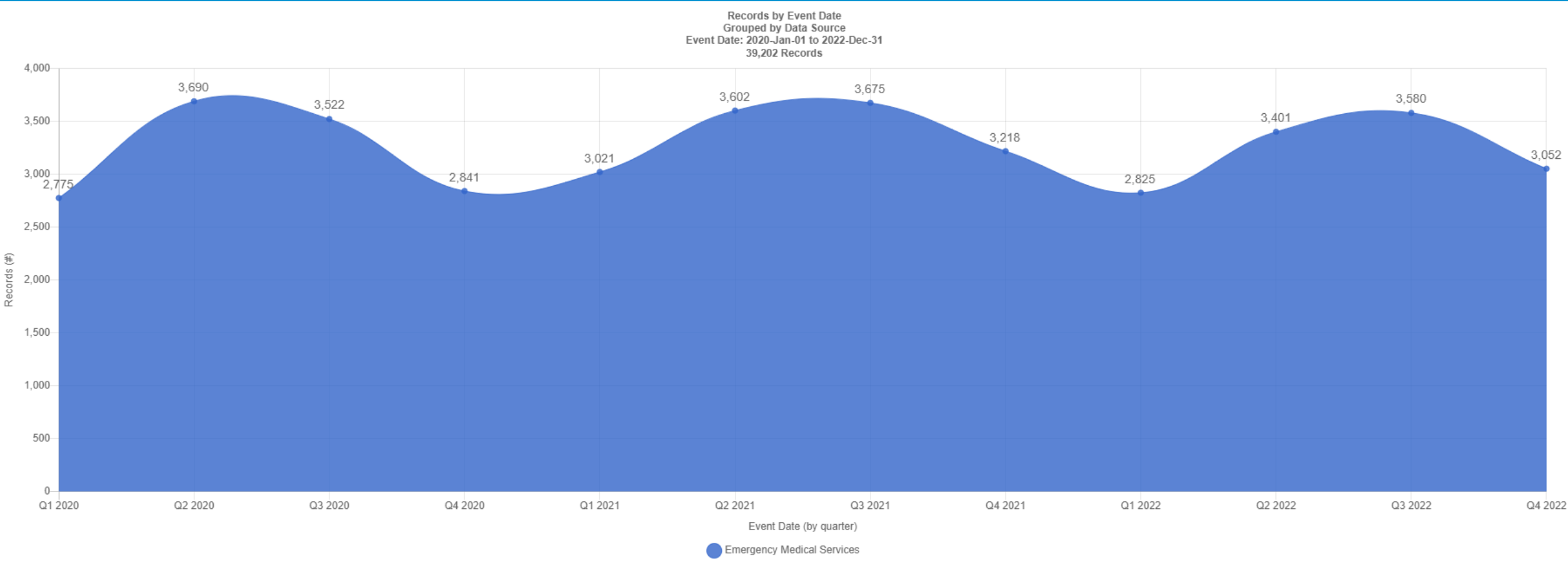
MDHHS Collaboration

- Epidemiology Surveillance
- Overdose Fatality Review
- QRT programs
- Strategy and Planning

Suspected Opioid Overdoses

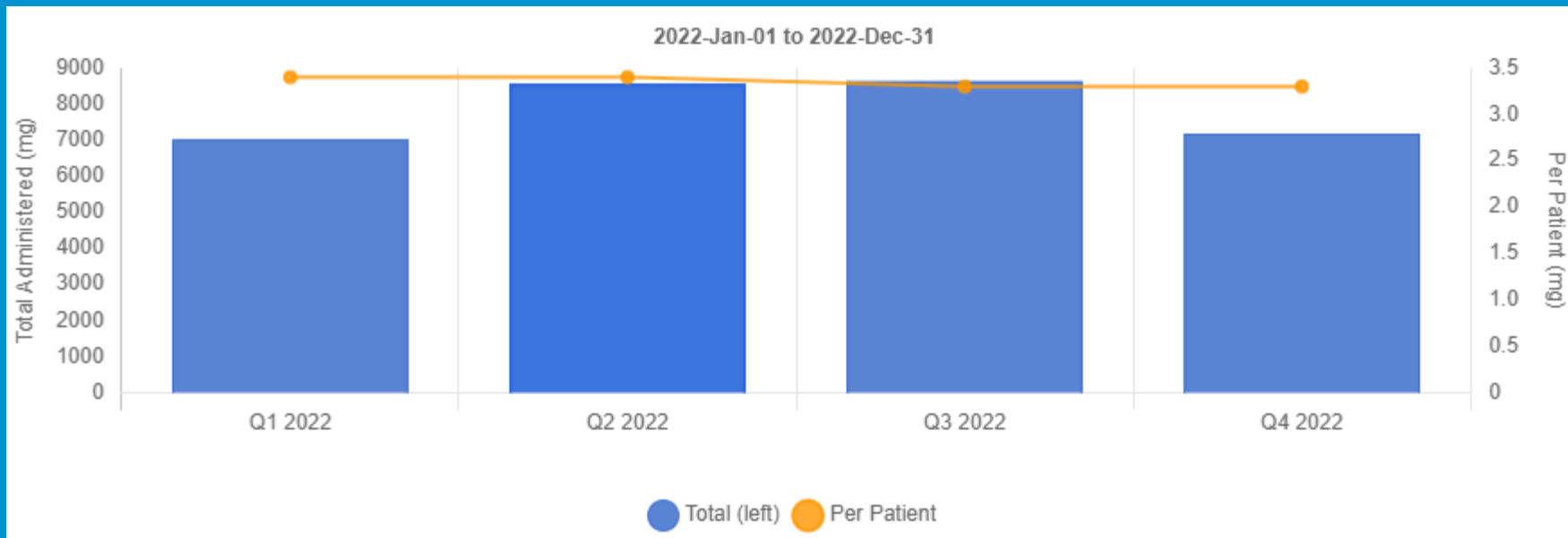
	2019	2020	2021	2022
Non-Fatal Overdose	10,873	12,522	13,392	12,672
Naloxone Patients	8,335 (76.7%)	9,422 (75.2%)	9,940 (74.2%)	9,438 (74.0%)
Transported to ED	9,892 (90.9%)	10,847 (86.6%)	11,653 (87.0%)	10,972 (86.5%)
Average Naloxone per Patient	3.2	3.2	3.4	3.4
Counties	79	82	83	81
Suspected Opioid Deaths		2,738	3,096	2,892

Suspected Opioid Overdoses



Suspected Opioid Overdoses

9,438 patients received Naloxone
31,382mg given
Average 3.4mg / patient

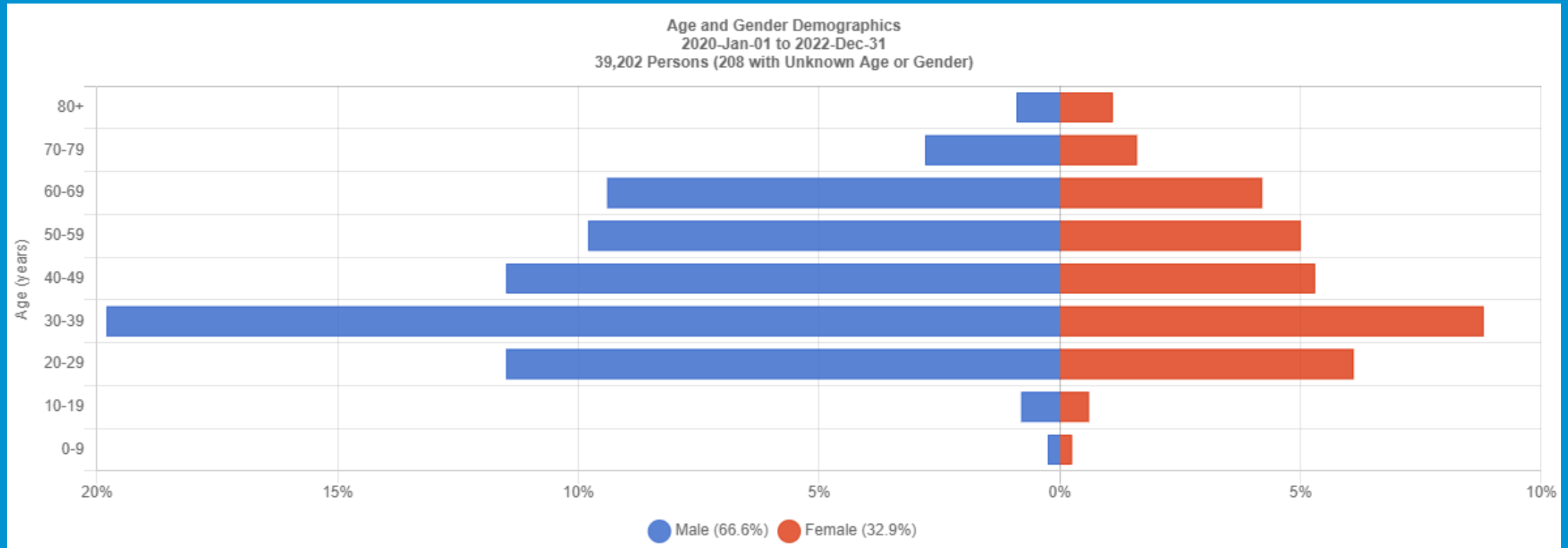


Suspected Opioid Overdoses

Suspected Overdoses by Day and Hour (Total Count)
Event Local Date: 2020-Jan-01 to 2022-Dec-31

Hour of Day		0	1	2	3	4	5	6	7	8	9	10	11	12	13	14	15	16	17	18	19	20	21	22	23	All
Sun		272	226	200	138	132	101	104	109	142	133	190	232	246	283	306	279	311	281	304	322	288	301	293	220	5,413
Mon		196	164	129	108	109	98	94	100	121	154	194	202	265	257	293	276	324	327	333	327	344	311	290	232	5,248
Tue		225	185	151	123	98	83	100	93	165	175	169	230	270	292	279	342	346	319	330	334	324	333	277	266	5,509
Wed		218	176	161	151	122	110	83	144	140	154	204	235	282	291	331	331	300	395	347	365	367	323	298	262	5,790
Thu		215	184	141	150	122	123	107	136	149	191	220	246	258	318	304	325	344	343	365	373	380	338	319	272	5,923
Fri		238	184	163	144	119	114	110	113	160	202	219	258	300	315	327	331	395	362	430	361	428	361	348	301	6,283
Sat		247	209	202	147	147	105	112	128	170	174	223	255	281	328	333	346	300	338	346	355	346	402	323	281	6,098
All		1,611	1,328	1,147	961	849	734	710	823	1,047	1,183	1,419	1,658	1,902	2,084	2,173	2,230	2,320	2,365	2,455	2,437	2,477	2,369	2,148	1,834	40.3K
		≥ 83.0		≥ 122			≥ 160			≥ 199			≥ 237			≥ 276			≥ 314			≥ 353			≥ 391	

Suspected Opioid Overdoses



Poly-Substance Use Concerns

Fentanyl laced substances

Xylazine

- Non-opioid veterinary sedative/anesthetic

- Opioid S&S presentation, non-reactive to naloxone

Synthetic opioids & novel opioid of the benzimidazole sub-class

- Nitazene, Protonitazene, isotonitazene & some other azene's

Stimulant & Opioid Use

- Cocaine & Methamphetamine

Counterfeit prescription pills

EMS Harm Reduction Programs

Naloxone Leave Behind Program

Community Paramedic follow-up programs

EMS QRT follow-up programs

Future Goals

- EMS MOUD (Buprenorphine)

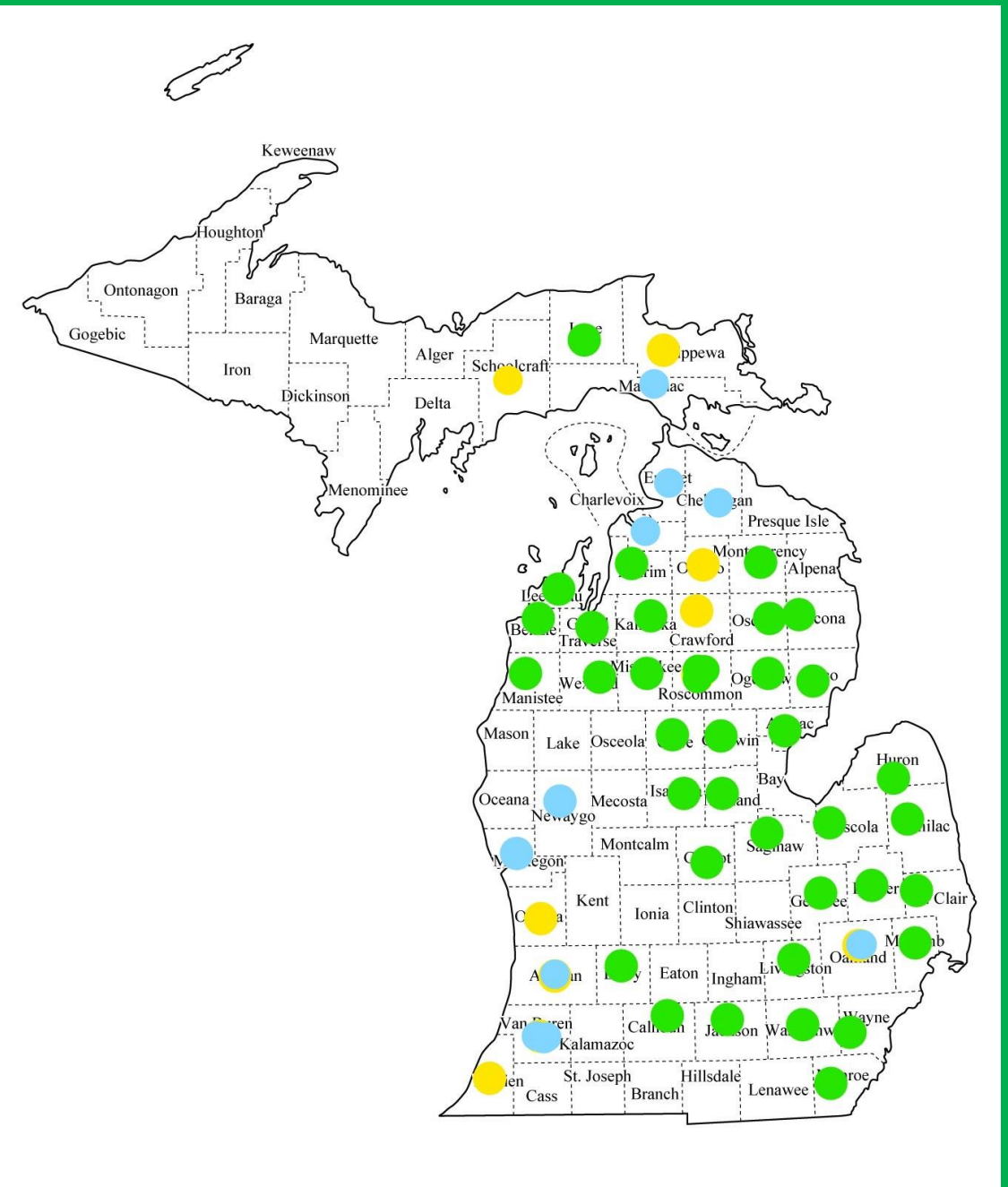
- Overdose Systems of Care

EMS Leave Behind Naloxone

Yellow – Considering adoption

Blue – MCA adopted – not implemented

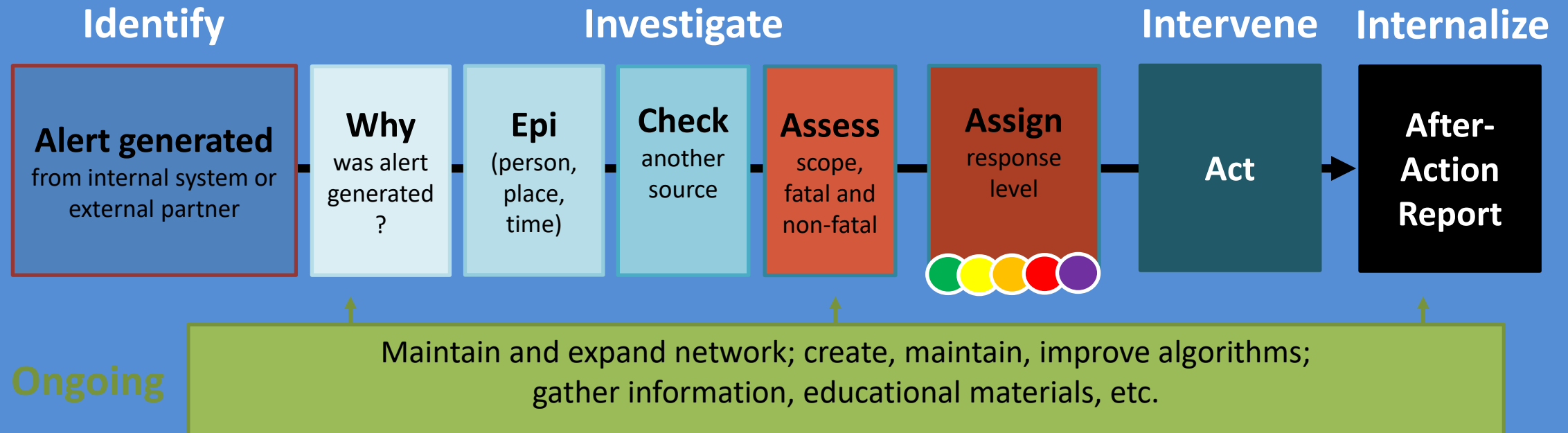
Green – MCA Adopted & Implemented



2023 Protocol

- Opioid Overdose Treatment & Prevention
 - Overdose Treatment
 - Withdrawal Treatment
 - Leave Behind Narcan
 - MCA Optional
 - Patients >15 years of age
 - Alternative Destination
 - With MCA Approval

Drug Overdose Anomaly Response Protocol (DARP)



Questions? Email me at SeithR@Michigan.gov

How are we using EMS data?

All EMS agencies report data to MiEMSIS (Michigan data repository)

biospatial is a national platform that ingests EMS data

Syndromes are applied to EMS responses in biospatial

Questions? Email me at SeithR@Michigan.gov

How are anomalies detected in biospatial?

Creates predicted distribution of EMS runs, for given syndrome

Compares to observed number of runs for given date

Flags abnormally high observed counts

Generates email

Questions? Email me at SeithR@Michigan.gov

Anthony Pantaleo, BAS Paramedic I/C
pantaleoa@michigan.gov
EMS Opioid Outreach Coordinator