

BCBSM  
PGIP June 2010 Quarterly Meeting



# 2010 PCMH Designation Program

Linda Mackensen, RN  
Manager, PGIP/PCMH Field Operations  
June 11, 2010





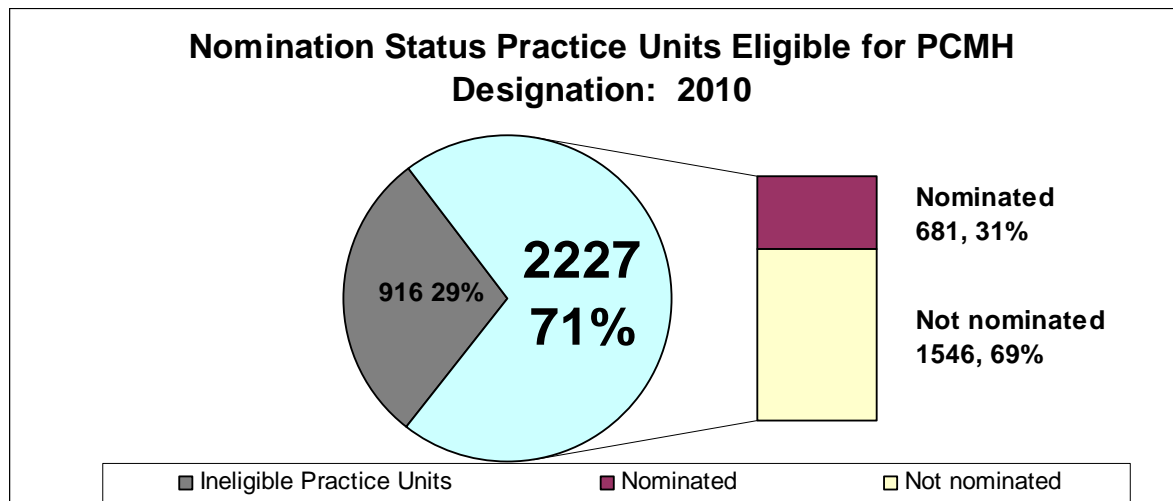
Many Thanks!!!



# PCMH Nominations Overview



	PGIP Practice Units	PCMH Eligible Practice Units	PCMH Nominated Practice Units
2009	2737	2212	670
2010	3143	2227	681



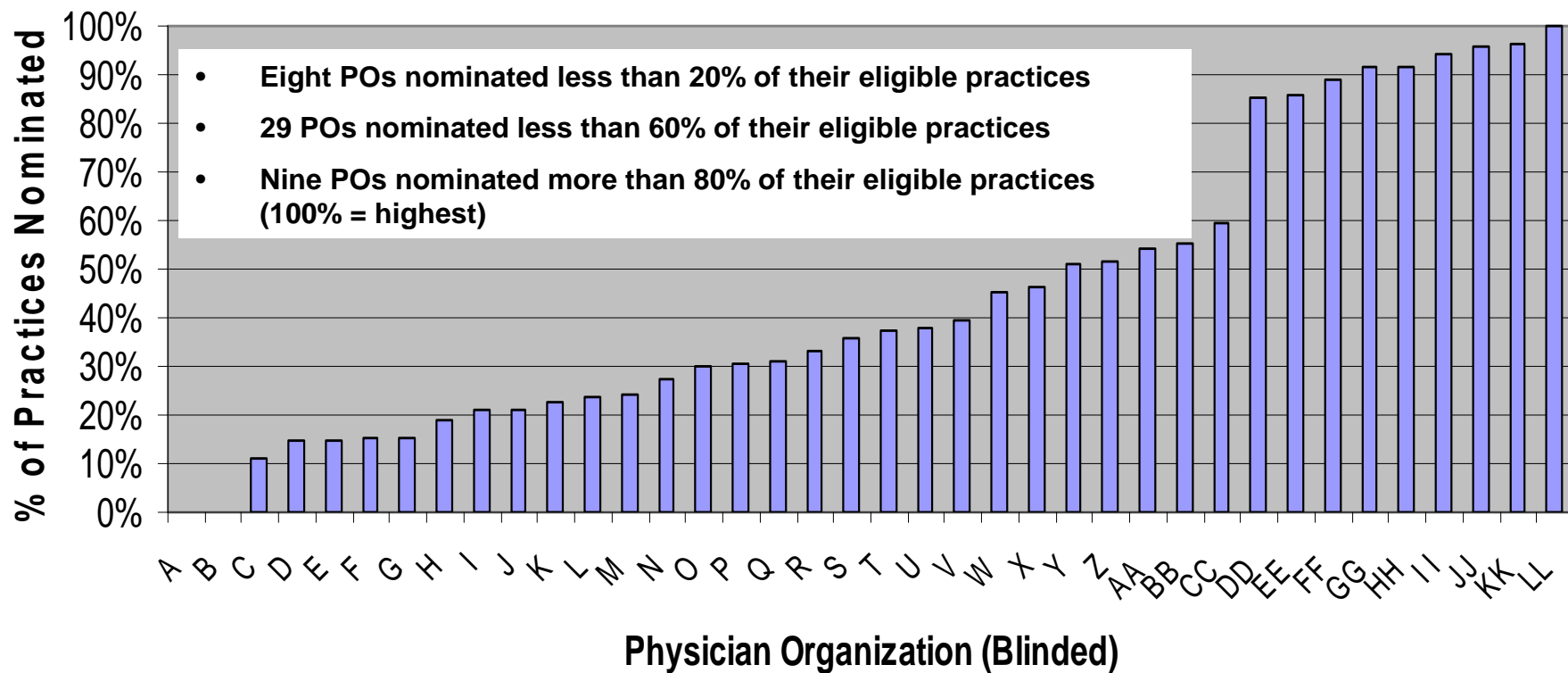
The number and proportion of PCMH Nominated practice units are similar from 2009 to 2010. **However**, in 2010, POs were more selective by withdrawing nominations of practices.

Note: For this analysis, a practice unit was considered eligible to participate in PCMH designation process if it had at least one primary care physician.

# PCMH Nominations Overview cont.



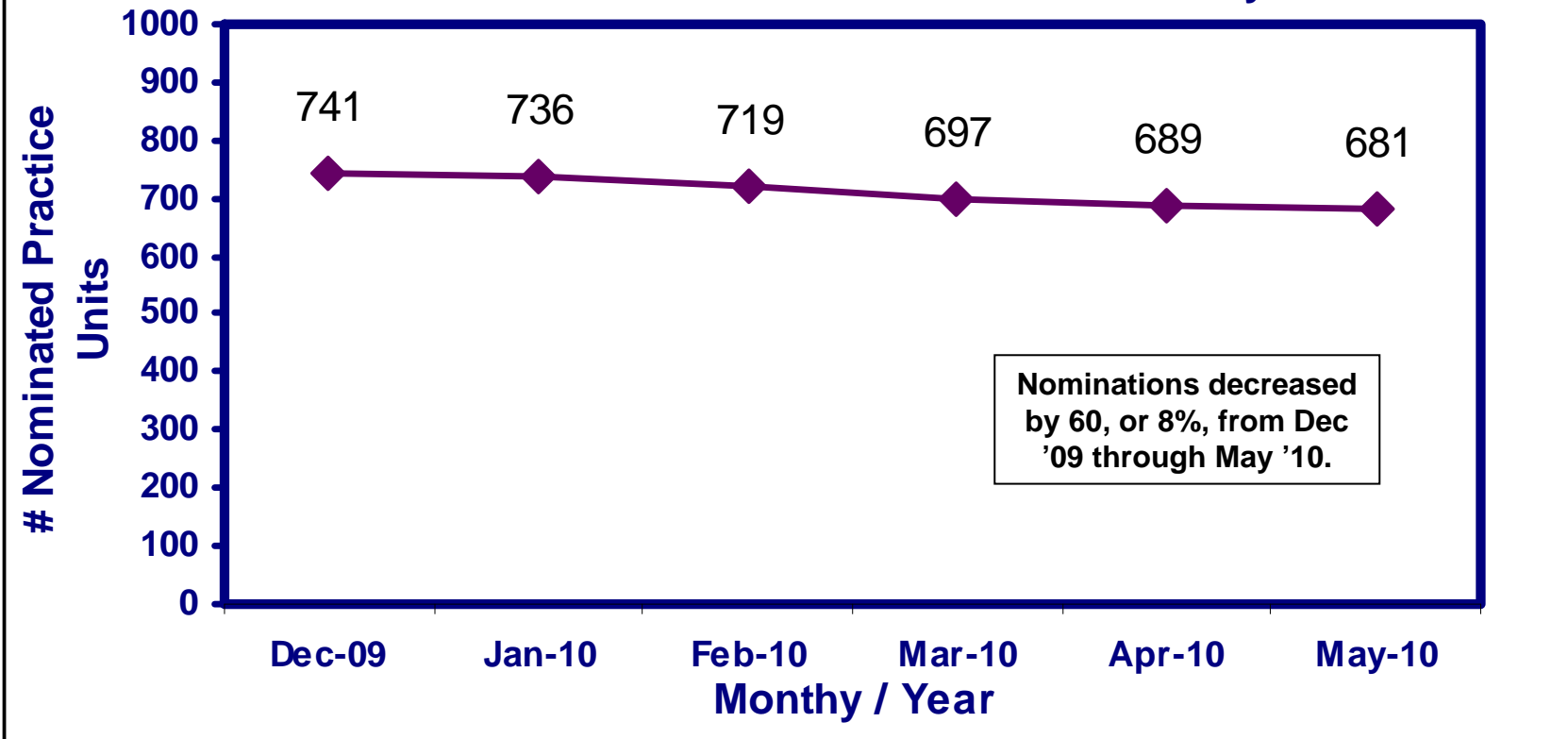
## % of Eligible Practices Nominated by POs for 2010 Designation

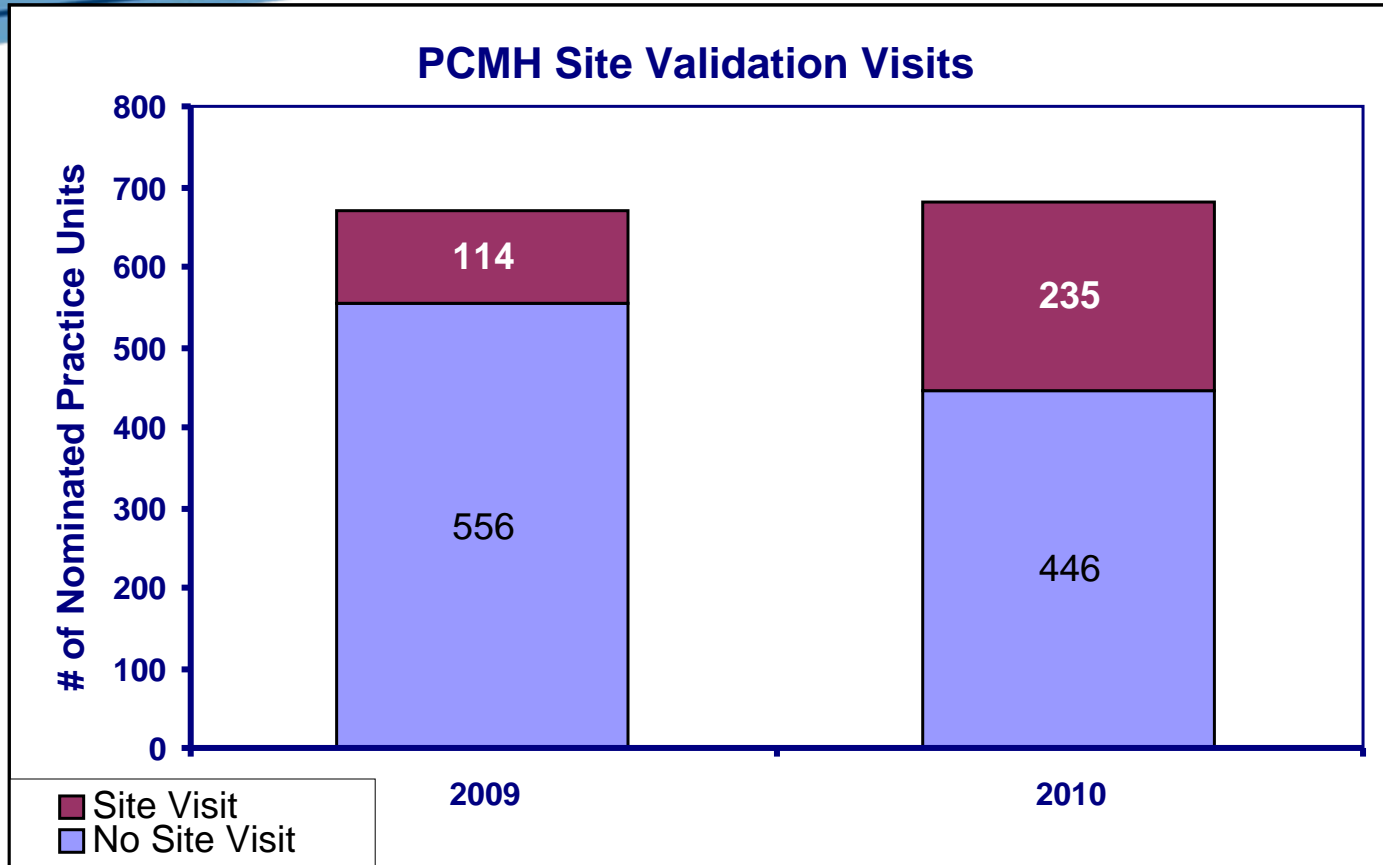


# Withdrawn Nominations



**PCMH Nominated Practice Units Decreased by 8% Due to PO Withdrawn Nominations from December 2009 - May 2010**





The number of nominated practice units that were site validated **more than doubled** from 2009 to 2010. 17% of nominated practice units were provided a site validation visit by BCBSM in 2009, compared to 35% of nominated practice units in 2010.

# Site Visits and Capability Validation

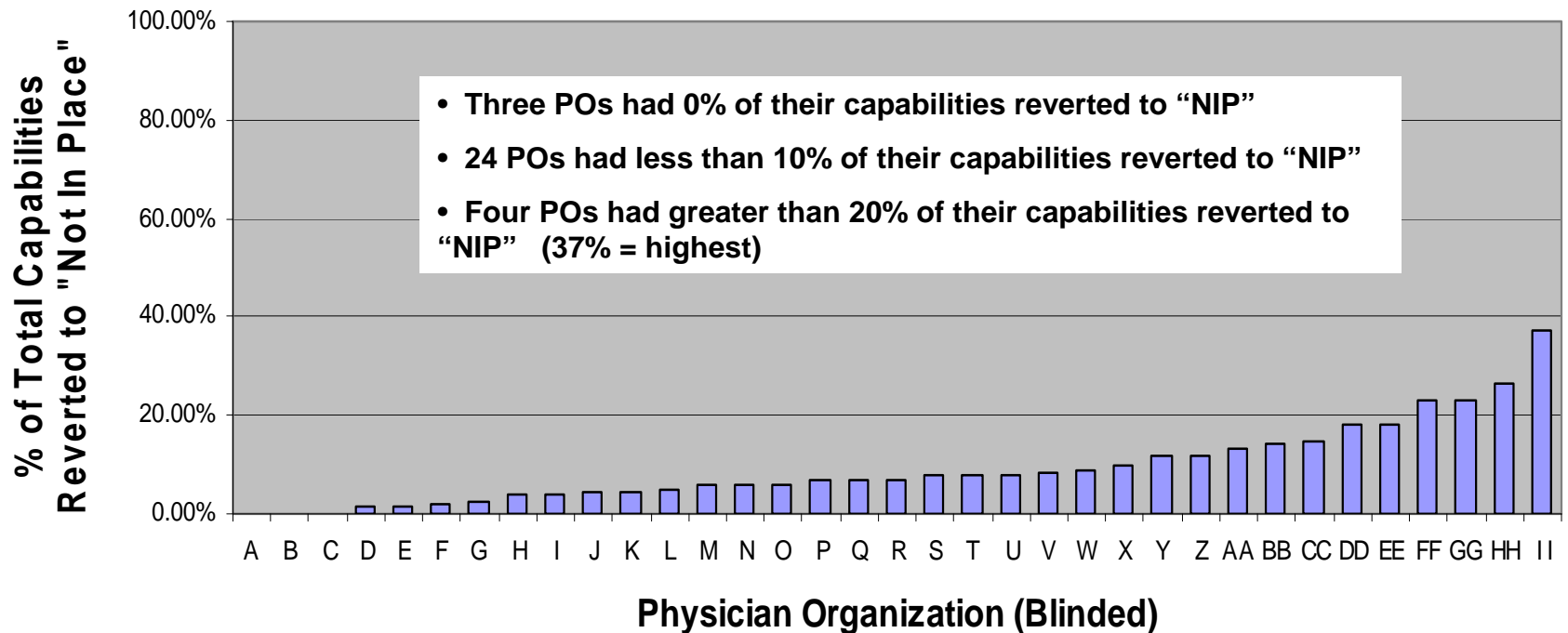


Site Visits	Total	Desig	Non-Desig
Site Visits	235	217	18
Phone Visits	446	283	163
Avg # Caps Rev w/Visit	9.85	9.21	17.50
Avg # Caps Rev w/Phone	5.11	5.30	4.78

# Understanding of the Capabilities



## PO Level of Understanding of PCMH Capabilities/Interpretive Guidelines by % of Capabilities Reverted - 2010 Site Visits



# Top Five Capabilities reverted to 'Not in Place' and Top Five 'In Place'

(for nominated PU's)

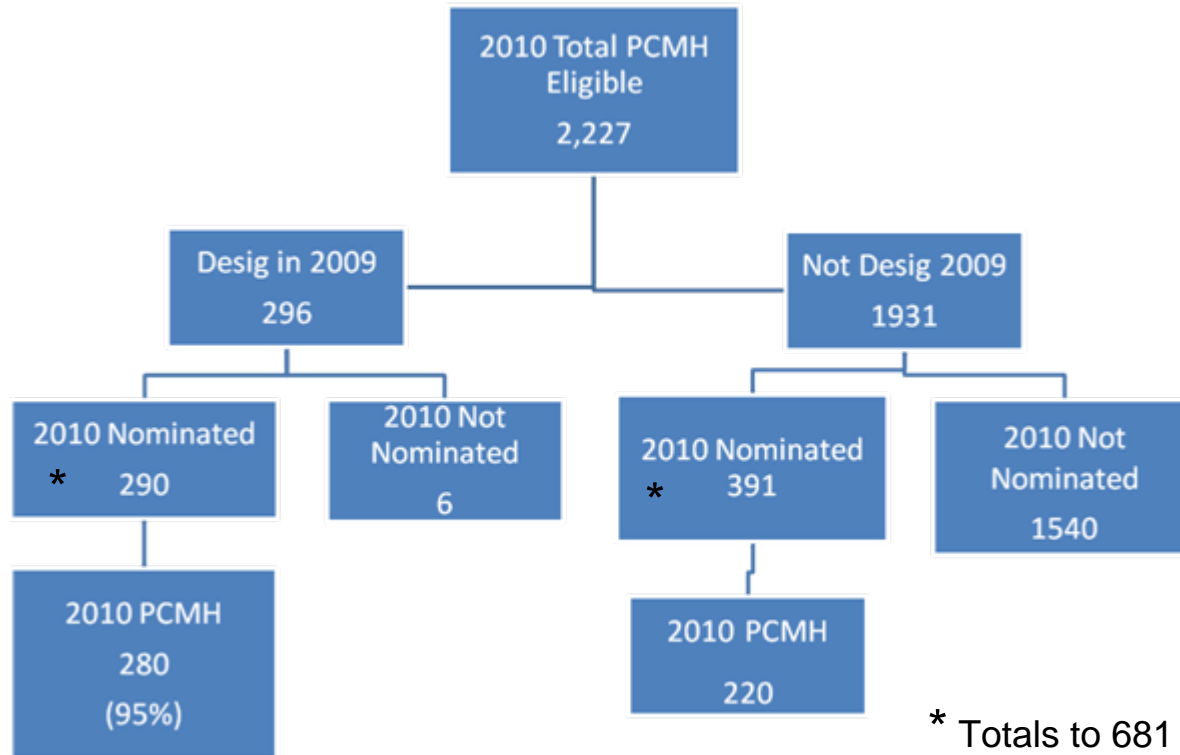


- **Top five (5) capabilities reverted to 'Not in Place':**
  - 2.2: Registry contains a substantial majority of healthcare services received at other sites
  - 2.9: Registry is fully electronic
  - 3.2: Performance reports generated at the PO, physician, and practice level
  - 3.5: Trend Reports, enabling physicians to track, compare, and manage over time
  - 3.8: Performance reports include all patient information defined in 2.2
- **Top five (5) capabilities 'In Place':**
  - 2.3: Registry incorporates evidence-based care guidelines
  - 4.10: Medication review at every visit
  - 5.1: 24 hour access to a clinical decision maker by phone and 24 hour feedback loop
  - 5.9: Telephonic or other translator
  - 6.3: Process of keeping patient contact details up to date

# Nomination and Designation Breakdown



## 95% of 2009 PCMH Designated Practices Designated in 2010

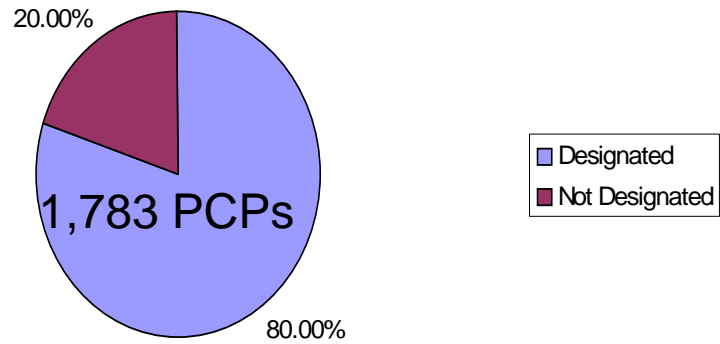


500 Total Designated in 2010

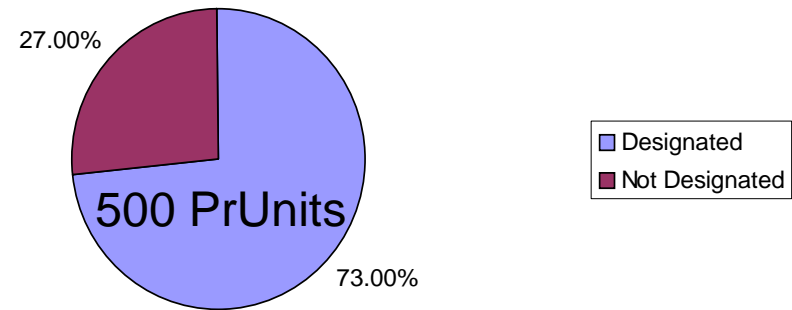
# Percent Nominated by PCP and PU



80% of 2010 Nominated PCPs are PCMH Designated



73% of 2010 Nominated Practice Units are PCMH Designated





- The following E&M CPT procedural code ranges are applicable for the E&M Uplift:
  - Office visits → 99201 – 99215
  - Preventive → 99381 – 99397
  - **Office Consultations → 99241 – 99245**
    - these consultation codes will **no longer** be part of E&M Uplift as of **7/1/2010** because these codes were termed by Medicare 1/1/2010; BCBSM has termed these codes as of 7/1/10